

Scaled data based on original data using
LM-79-08 Approved Method: Electrical and Photometric Measurements of Solid-
State Lighting Products

Test Report Prepared for
Cooper Lighting Solutions
(formerly Eaton)

Brand: McGRAW-EDISON

Report Number: P385480

Luminaire Tested: **GWC-SA1A-730-U-T4W-HSS**

Issue Date: 3/3/2020

Test Information

Test Method: LM-79-08
Report Number: P385480
TEST IS SCALED FROM IESNA LM-79-08 TEST DATA (G2-1903-205-19)
Test Lab: INNOVATION CENTER
Issue Date: 3/3/2020
Manufacturer: COOPER LIGHTING SOLUTIONS (FORMERLY EATON)
Product Line: MCGRAW-EDISON
Catalog Number: GWC-SA1A-730-U-T4W-HSS
Description: GALLEON WALL LUMINAIRE
(1) 70 CRI, 3000K, 615mA LIGHTSQUARE WITH 16 LEDS AND TYPE IV WIDE OPTICS
WITH HOUSE SIDE SHIELD
Light Source: -
Ballast/Driver: ELECTRONIC DRIVER

Summary

Lumens per Lamp: N/A
Luminaire Lumens: 3285 lumens
Efficiency: N/A
Efficacy: 96.6 lumens/watt
Luminous Opening: Rectangular (W 0.5' x L: 0.5' x H: 0')
IES Classification: Type IV - Short
BUG Rating: B0 - U0 - G1

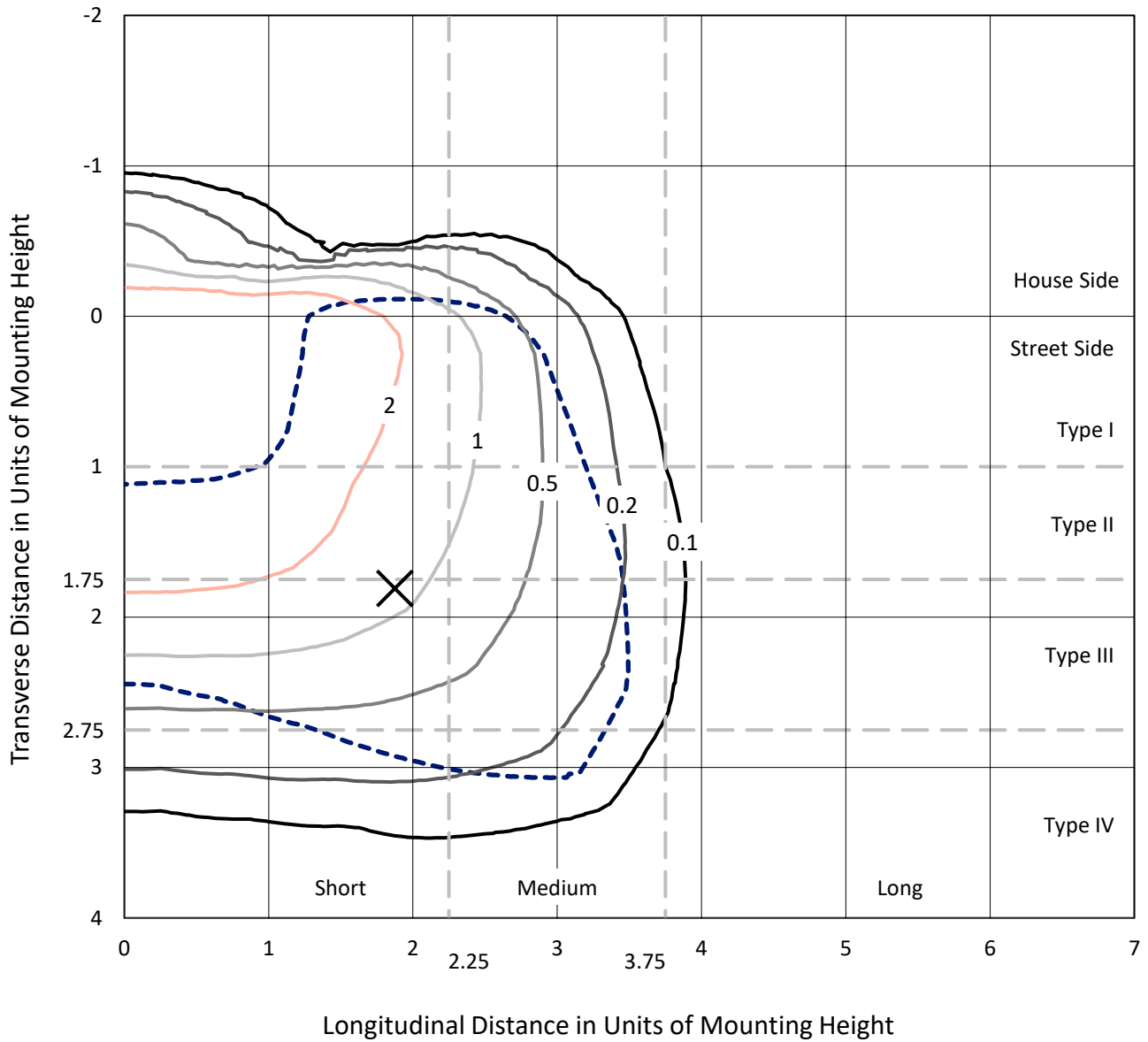
Input Watts (W): 34
Input Voltage (V): NR
Input Current (A_{in}): NR
Voltage Rise (V): NR
Power Factor: NR
Total Harmonic Distortion (THDi): NR
Frequency (hertz): 60
Stabilization Time: NR
Operation Time: NR
Ambient Temperature (°C): NR
Test Distance: 24 FT



REPORT NUMBER: P385480
 CATALOG NUMBER: GWC-SA1A-730-U-T4W-HSS

Iso-Footcandle Lines of Horizontal Illumination

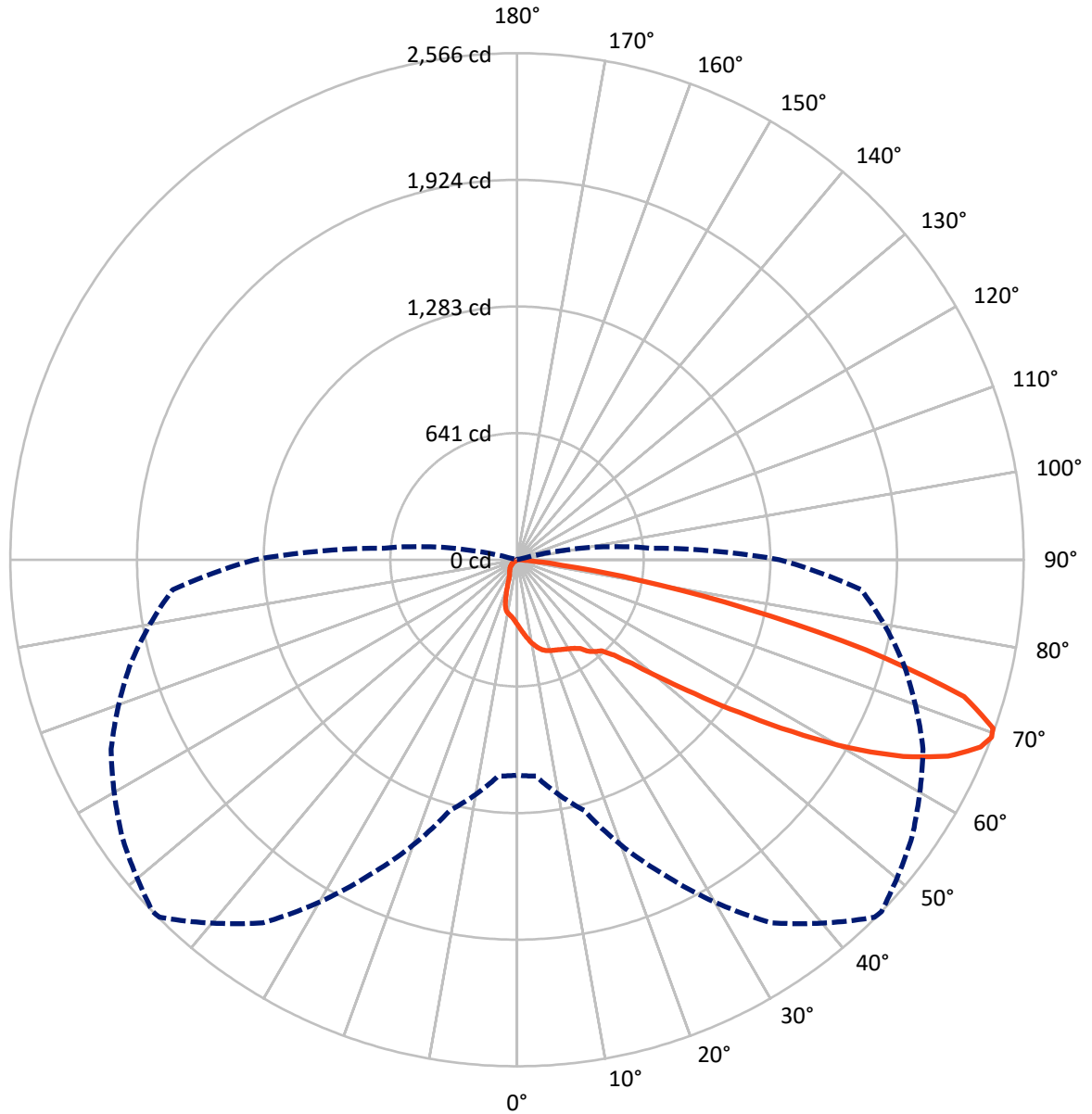
✕ Max cd
 - - - 1/2 Max cd



Based on 10 foot mounting height. Maximum calculated value = 4.8 fc
 Type IV - Short - N/A

REPORT NUMBER: P385480
CATALOG NUMBER: GWC-SA1A-730-U-T4W-HSS

Luminous Intensity Polar Plot



— Vertical Plane Through 46-Deg Lateral - - - Horizontal Cone Through 69-Deg Vertical



REPORT NUMBER: P385480
 CATALOG NUMBER: GWC-SA1A-730-U-T4W-HSS

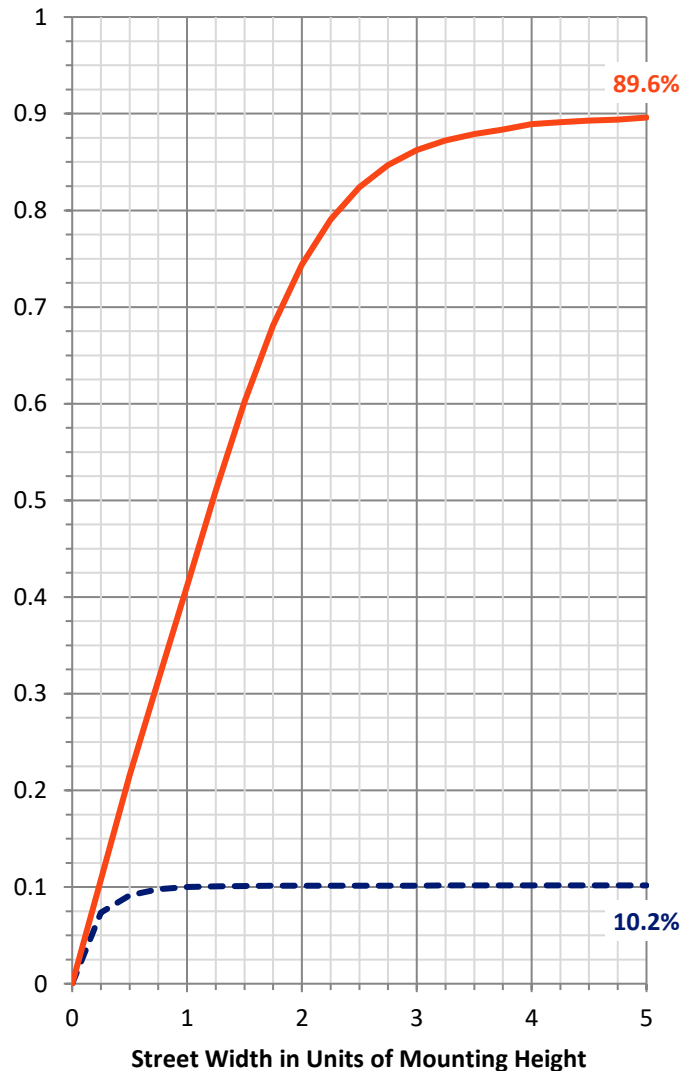
FLUX DISTRIBUTION:

		Downward	Upward	Total
House Side	Lumens	337.1	0.0	337.1
	% Fixture	10.3	0.0	10.3
Street Side	Lumens	2947.9	0.0	2947.9
	% Fixture	89.7	0.0	89.7
Total	Lumens	3285.0	0.0	3285.0
	% Fixture	100.0	0.0	100.0

Coefficient of Utilization

ZONAL LUMENS:

Zone	Lumens	% Fixture
0°-10°	32.8	1.0
10°-20°	99.4	3.0
20°-30°	156.3	4.8
30°-40°	224.1	6.8
40°-50°	387.4	11.8
50°-60°	765.4	23.3
60°-70°	1069.7	32.6
70°-80°	516.8	15.7
80°-90°	33.2	1.0
90°-100°	0.0	0.0
100°-110°	0.0	0.0
110°-120°	0.0	0.0
120°-130°	0.0	0.0
130°-140°	0.0	0.0
140°-150°	0.0	0.0
150°-160°	0.0	0.0
160°-170°	0.0	0.0
170°-180°	0.0	0.0
0°-90°	3285.0	100.0
0°-180°	3285.0	100.0



REPORT NUMBER: P385480

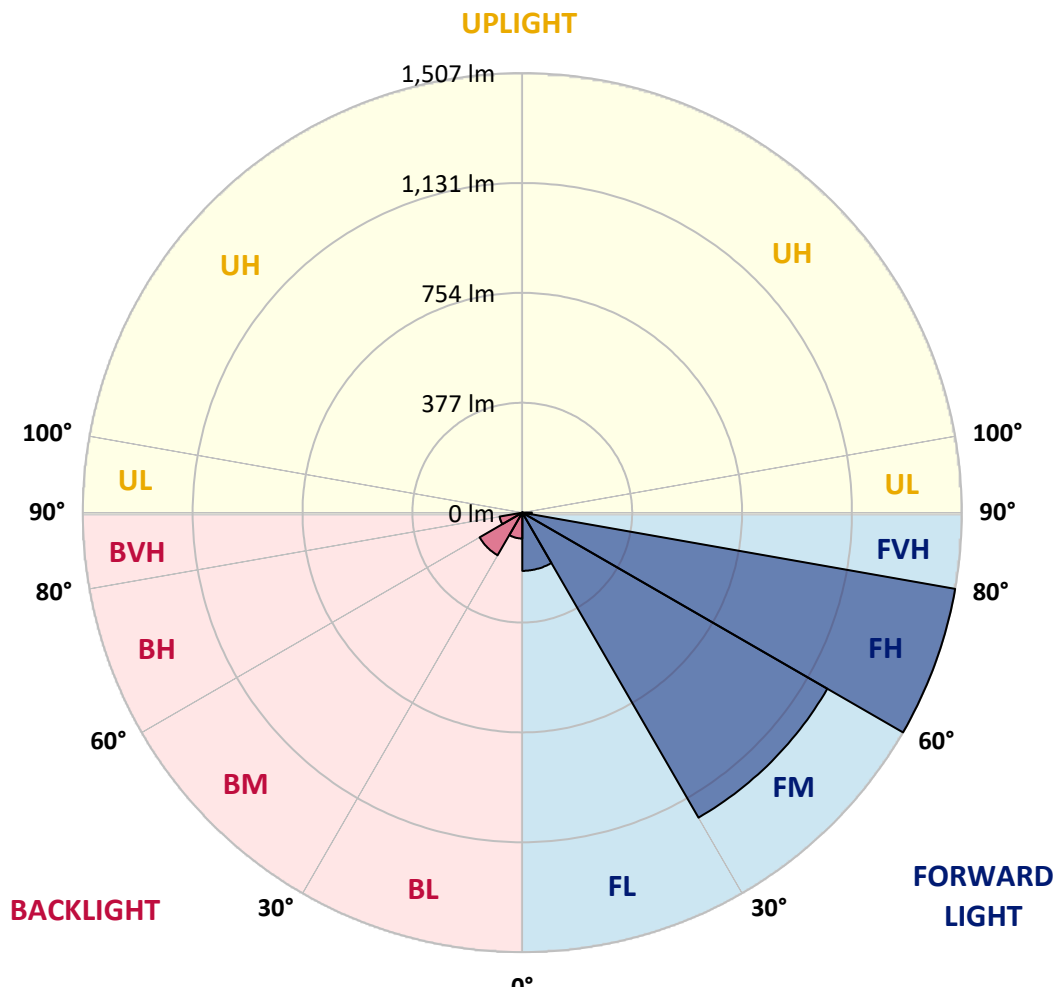
CATALOG NUMBER: GWC-SA1A-730-U-T4W-HSS

LUMINAIRE CLASSIFICATION SYSTEM LUMEN TABLE AND BUG RATING:

Zone	Lumens	% Fixture	Zone Rating/Lumen Limit		
			B	U	G
FL (0°-30°)	199.6	6.1			
FM (30°-60°)	1208.0	36.8			
FH (60°-80°)	1507.4	45.9			G1/1800
FVH (80°-90°)	32.9	1.0			G1/100
BL (0°-30°)	88.9	2.7	B0/110		
BM (30°-60°)	168.9	5.1	B0/220		
BH (60°-80°)	79.0	2.4	B0/110		G0/110
BVH (80°-90°)	0.3	0.0			G0/10
UL (90°-100°)	0.0	0.0		U0/0	
UH (100°-180°)	0.0	0.0		U0/0	

BUG Rating: B0-U0-G1

Type IV Short





REPORT NUMBER: P385480

CATALOG NUMBER: GWC-SA1A-730-U-T4W-HSS

CANDELA DISTRIBUTION (FULL):

	0°	5°	15°	25°	35°	45°	46°	55°	65°	75°	85°
0°	329.1	329.1	329.1	329.1	329.1	329.1	329.1	329.1	329.1	329.1	329.1
2.5°	365.6	365.2	363.0	362.1	356.9	353.8	352.6	348.7	343.2	337.6	331.5
5°	407.2	407.1	403.1	399.2	389.4	380.1	378.4	369.5	357.0	345.3	333.6
7.5°	449.7	447.7	443.7	436.3	422.0	407.2	405.8	393.2	375.5	358.6	341.8
10°	485.8	484.6	479.3	468.1	451.3	434.5	432.8	417.2	397.2	376.4	355.0
12.5°	513.8	512.9	506.0	491.9	474.1	456.7	454.4	440.5	419.1	395.8	370.6
15°	530.9	530.5	522.0	507.0	489.5	474.4	472.4	460.2	440.3	416.0	387.5
17.5°	534.9	535.1	526.3	511.2	496.7	485.9	484.4	475.2	458.5	434.3	404.5
20°	526.0	527.8	520.0	506.9	498.0	492.3	491.0	485.5	471.5	448.7	418.0
22.5°	513.4	514.3	508.9	500.1	496.4	497.5	496.9	493.8	481.9	461.0	431.4
25°	505.7	505.7	502.4	495.0	497.5	504.1	504.3	503.7	494.3	476.1	447.7
27.5°	505.3	504.4	500.7	495.2	502.0	512.1	512.7	516.9	511.0	494.4	468.1
30°	517.7	516.6	508.7	501.5	510.1	521.1	522.6	531.7	528.8	514.3	490.7
32.5°	546.5	542.6	525.2	513.4	519.8	532.9	534.9	549.4	554.0	538.8	512.6
35°	585.9	573.7	548.6	535.8	536.5	550.2	552.0	573.3	587.0	561.3	529.5
37.5°	640.3	634.3	593.4	559.3	562.0	582.8	588.2	611.3	607.5	573.6	548.8
40°	759.5	750.1	706.7	624.9	586.5	609.3	611.0	623.3	623.6	601.5	588.8
42.5°	921.8	918.0	872.2	743.9	634.7	627.0	630.1	650.9	674.2	660.3	659.7
45°	1101.6	1099.6	1051.0	902.0	732.2	685.1	688.9	716.8	761.3	764.4	784.0
47.5°	1246.2	1245.3	1217.4	1078.3	881.5	783.5	784.7	814.3	892.6	931.2	962.5
50°	1378.0	1382.5	1360.5	1269.1	1084.8	937.7	934.8	954.5	1080.2	1143.5	1182.3
52.5°	1561.3	1567.6	1505.9	1447.2	1298.1	1129.0	1126.7	1147.3	1305.6	1353.1	1360.0
55°	1723.2	1712.4	1663.6	1646.6	1558.2	1365.2	1364.6	1382.8	1523.7	1543.9	1556.7
57.5°	1794.7	1790.5	1814.1	1852.9	1830.7	1644.5	1643.1	1629.2	1718.9	1721.0	1760.3
60°	1839.8	1844.9	1917.1	2036.8	2092.1	1945.0	1936.1	1851.5	1905.3	1900.5	1942.5
62.5°	1805.9	1815.9	1945.9	2145.4	2287.7	2207.3	2194.7	2055.1	2064.5	2048.0	2087.2
65°	1626.0	1641.6	1854.6	2124.9	2384.7	2412.3	2399.5	2234.9	2191.0	2163.9	2142.1
67.5°	1320.3	1329.5	1551.9	1946.7	2341.0	2534.6	2532.0	2392.4	2286.5	2144.3	1975.8
69°	1091.1	1100.2	1314.3	1759.1	2244.7	2560.8	2565.9	2442.9	2268.3	2025.4	1750.6
70°	924.1	933.8	1133.3	1598.3	2133.0	2548.6	2557.7	2438.2	2216.2	1887.7	1553.0
72.5°	484.7	493.0	697.7	1101.1	1738.9	2340.2	2367.8	2232.1	1878.6	1370.9	918.3
75°	152.3	157.1	272.5	575.6	1190.6	1819.6	1825.9	1750.9	1334.0	754.1	382.4
77.5°	58.1	56.7	90.7	212.1	601.9	1145.8	1184.4	1094.2	700.0	266.6	88.3
80°	31.3	31.4	47.1	87.8	257.5	588.8	621.5	530.3	248.7	83.2	20.3
82.5°	13.6	14.2	26.5	46.5	118.3	217.2	233.5	194.4	95.0	55.9	7.5
85°	2.9	3.2	12.8	25.3	48.2	61.0	63.9	63.0	60.5	43.4	2.9
87.5°	0.0	0.0	5.7	9.1	12.2	13.9	12.2	15.9	33.4	29.3	1.5
90°	0.0	0.0	0.0	0.0	0.0	0.0	0.0	0.0	0.0	0.0	0.0



REPORT NUMBER: P385480
 CATALOG NUMBER: GWC-SA1A-730-U-T4W-HSS

CANDELA DISTRIBUTION (continued):

	90°	95°	105°	115°	125°	135°	145°	155°	165°	175°	180°
0°	329.1	329.1	329.1	329.1	329.1	329.1	329.1	329.1	329.1	329.1	329.1
2.5°	329.5	326.7	321.9	316.7	313.0	309.1	306.0	304.7	303.1	302.0	303.4
5°	328.8	323.4	314.2	305.3	298.8	293.6	289.3	287.6	285.9	284.6	284.5
7.5°	334.2	326.7	312.5	299.4	289.4	282.3	276.5	274.0	272.0	271.1	270.3
10°	344.5	334.8	315.9	298.8	285.9	273.9	261.2	251.5	245.2	242.3	241.2
12.5°	357.9	345.8	322.4	302.0	283.2	260.1	233.3	210.2	195.3	190.4	187.4
15°	373.7	358.6	330.8	306.2	273.7	231.5	186.1	155.9	142.0	139.2	136.2
17.5°	388.8	372.1	341.0	307.0	252.7	185.0	136.3	115.8	110.4	112.3	112.7
20°	402.0	385.5	351.0	300.2	214.7	138.8	105.5	100.4	102.4	106.0	106.6
22.5°	415.4	398.5	360.3	282.3	166.0	105.4	95.0	96.3	98.3	101.8	102.4
25°	431.7	414.2	368.9	249.5	124.6	89.6	90.3	92.1	94.1	97.3	97.6
27.5°	450.5	434.0	374.6	206.9	92.4	82.4	84.4	87.2	89.2	92.3	92.9
30°	475.5	460.2	376.4	162.6	77.5	75.9	76.9	80.2	83.2	85.9	86.4
32.5°	498.9	486.1	370.3	122.8	71.8	69.9	69.9	71.9	75.3	77.9	78.6
35°	520.4	512.1	350.6	89.8	67.5	64.4	62.8	62.8	65.0	67.2	67.8
37.5°	548.9	548.6	318.7	71.6	63.3	59.8	56.5	54.1	53.3	53.8	54.1
40°	597.8	598.2	277.1	64.2	59.8	55.0	50.1	45.6	41.4	40.0	39.9
42.5°	674.0	667.1	233.5	60.7	56.7	50.1	42.7	36.7	30.2	28.2	28.0
45°	795.1	753.9	187.3	57.5	53.4	44.5	35.3	27.1	21.9	20.3	20.3
47.5°	971.4	868.1	145.1	53.9	49.1	38.2	26.6	19.6	16.0	15.2	15.4
50°	1153.8	979.9	111.2	49.4	43.9	31.6	19.7	14.2	12.2	12.2	12.3
52.5°	1315.5	1061.8	86.7	44.7	37.4	24.8	14.9	11.1	10.2	10.0	10.2
55°	1466.9	1114.7	66.4	39.1	29.7	18.5	11.4	9.1	8.5	8.2	8.0
57.5°	1612.9	1140.8	49.7	31.6	21.6	13.4	9.1	7.7	7.1	6.6	6.5
60°	1710.1	1119.6	34.2	23.3	14.9	9.7	7.5	6.6	5.9	5.4	5.2
62.5°	1764.9	1061.5	22.0	16.8	10.6	7.2	6.0	5.5	4.5	4.0	4.0
65°	1742.8	965.7	15.4	12.0	7.7	5.4	4.5	4.5	3.2	2.6	2.5
67.5°	1544.4	815.9	11.7	8.9	5.5	4.0	3.4	3.9	2.0	1.2	1.2
69°	1328.7	676.2	10.0	7.4	4.6	3.2	2.9	3.5	1.4	0.9	0.8
70°	1154.9	583.3	9.1	6.5	3.9	2.8	2.6	3.4	1.4	0.8	0.6
72.5°	690.9	325.3	6.9	4.6	2.5	2.2	2.2	3.9	1.4	0.8	0.6
75°	279.2	114.6	5.1	3.2	1.8	1.8	2.6	4.9	1.2	0.6	0.5
77.5°	63.3	25.1	2.9	2.0	1.2	1.8	3.1	3.9	0.8	0.3	0.0
80°	15.4	6.2	1.8	1.2	0.8	1.4	2.3	2.2	0.2	0.0	0.0
82.5°	5.1	2.2	0.8	0.6	0.2	0.5	1.1	0.6	0.0	0.0	0.0
85°	2.2	1.2	0.3	0.2	0.0	0.0	0.2	0.0	0.0	0.0	0.0
87.5°	1.4	0.5	0.0	0.0	0.0	0.0	0.0	0.0	0.0	0.0	0.0
90°	0.0	0.0	0.0	0.0	0.0	0.0	0.0	0.0	0.0	0.0	0.0

Signify Classified - Internal
Cooper Lighting Solutions Photometric Lab
1121 Highway 74 South
Peachtree City, GA 30269

Scaled Data Report



Report Generated By 670245982

Signify Classified - Internal
Cooper Lighting Solutions Photometric Lab
1121 Highway 74 South
Peachtree City, GA 30269

Scaled Data Report



Signify Classified - Internal
Cooper Lighting Solutions Photometric Lab
1121 Highway 74 South
Peachtree City, GA 30269

Scaled Data Report



Signify Classified - Internal
Cooper Lighting Solutions Photometric Lab
1121 Highway 74 South
Peachtree City, GA 30269

Scaled Data Report



Signify Classified - Internal
Cooper Lighting Solutions Photometric Lab
1121 Highway 74 South
Peachtree City, GA 30269

Scaled Data Report



--- HS — SS

Signify Classified - Internal
Cooper Lighting Solutions Photometric Lab
1121 Highway 74 South
Peachtree City, GA 30269

Scaled Data Report



u

Signify Classified - Internal
Cooper Lighting Solutions Photometric Lab
1121 Highway 74 South
Peachtree City, GA 30269

Scaled Data Report



Signify Classified - Internal
Cooper Lighting Solutions Photometric Lab
1121 Highway 74 South
Peachtree City, GA 30269

Scaled Data Report



(END OF REPORT)